Use This Form to Specify a Switch Not Shown Elsewhere

CONTROL SWITCH RELAYS SERIES 24 CSR

CATALOG NUMBER _____

ENGRAVING CODE _____

REV

HANDLES
- ☐ Pistol-Grip
- ☐ _____

ACTIONS
- ☐ Maintained in Latched Position
- ☐ Spring Return to Normal Position

OTHER FEATURES
- ☐ Slip-contacts
- ☐ Turn-to-latch

Panel Thickness _____ Depth Behind Panel _____

Operating Voltage _____ Control Circuit _____

OTHER

Use for all except slip contacts						Use for Switches with slip contacts				
TITLE ENGRAVING:										
	POSITION ENGRAVING									
DECK	CONTACTS* HANDLE END	POSITIONS							3 from	
		1	2	3	4	5	1	2	2	4	4

* TERMINAL NUMBERS ARE PRELIMINARY PENDING FACTORY REVIEW AND APPROVAL.

HANDLE POSITIONS

☐ 45°



☐ TARGET

11	12	13	14	15	16	17	18
21	22	23	24	25	26	27	28
31	32	33	34	35	36	37	38
41	42	43	44	45	46	47	48
51	52	53	54	55	56	57	58
61	62	63	64	65	66	67	68
71	72	73	74	75	76	77	78
81	82	83	84	85	86	87	88
91	92	93	94	95	96	97	98
101	102	103	104	105	106	107	108

● denotes terminal used
SHOW JUMPERS TO BE SUPPLIED

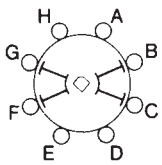

CONTROL DECKS

STANDARD DECKS

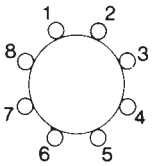

DECKS 1-

SLIP CONTACT DECKS

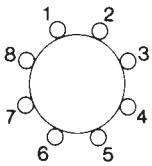

DECKS

SLIP CONTACTS WILL BE GROUPED AT REAR OF SWITCH

DOCUMENT CONTROL
Quality Assurance - ANSI/ASME NQA-1-1983
Qualification - ESC-STD -1000
DRAWING MASTER - 246STD-1